

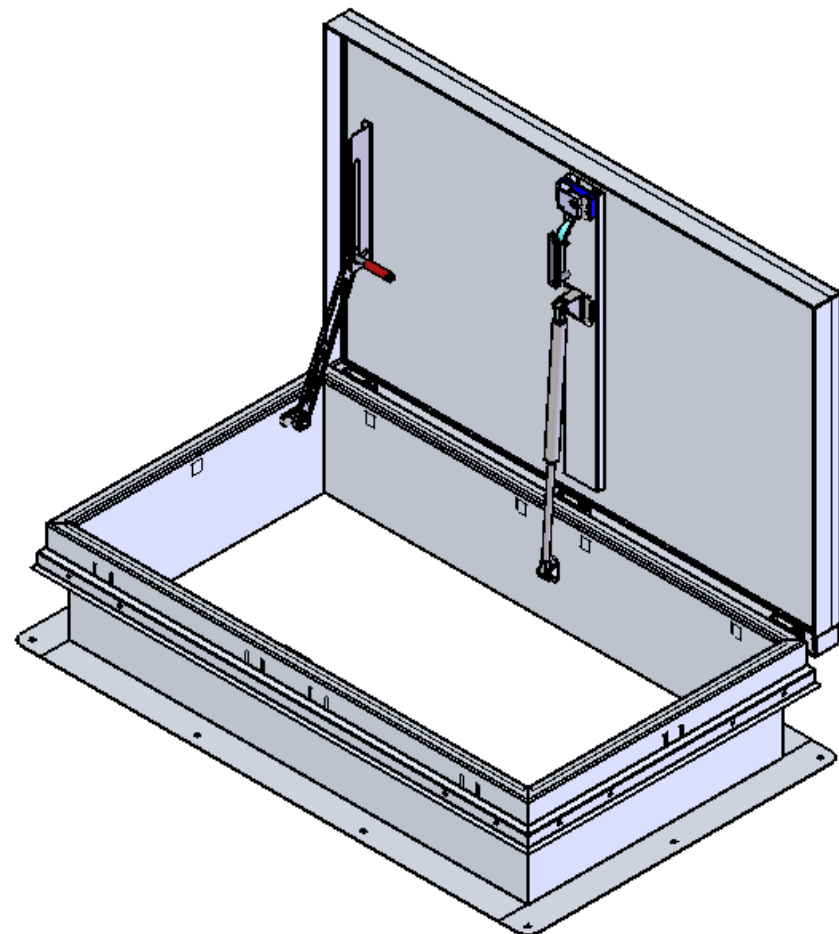
VERSA STEEL Approval Drawings

ROOF HATCH, ALUMINUM, 30 X 54 OPENING

Assembly No.:VSH-ROOF-A-30-54-GS

ASSEMBLY NO./PART NUMBER KEY:

VSH= VERSA STEEL INC. HATCH
ROOF = 100 P.S.F. RATED
A= ALUMINUM CONSTRUCTION
30-54= SIZE INTERIOR OPENING
S = SINGLE LEAF SERIES
GS= GAS SPRING



GENERAL SPECIFICATIONS:

1. UNIT IS WEATHER TIGHT WITH CONTINOUS BULB SEAL ON LID TO FRAME.
2. LID OVER LAPS FRAME A MINIMUM OF 2 INCHES. FRAME AND LID ARE MANUFACTURED FROM HIGH GRADE SHEET ALUMINUM, .090" THICK.
3. FRAME IS 12" ABOVE THE CURB/MOUNTING SURFACE.
4. LID IS HINGED ON SIDE WITH PINTLE STYLE HINGES USING HUCK BOLTS AS SECURITY FASTENERS.
5. HATCH IS DESIGNED FOR 40 P.S.F. LOAD.
6. THERE ARE 10 EXTERIOR ATTACHMENT POINTS FOR 1/2" FASTENER.
7. LID IS A SHEET ALUMINUM .09" THICK RE-INFORCED.
8. ALL FASTENERS AND HARDWARE ARE 316 STAINLESS STEEL.
9. LID HAS FIBERGLASS INSULATION AND FRAME IS LINED ON THE OUTSIDE WITH INSULATION FIBERBOARD DESIGNED TO BE COVERED WITH ROOFING MATERIAL.
10. LID HAS A GAS SPRING ASSIST TO AID IN OPENING HATCH.
11. THERE IS A POSITIVE LOCK TO HOLD THE LID OPEN, MANUALLY RELEASE MECHANISM.
12. SLAM LATCH IS PROVIDE INTERNAL AND EXTERNAL, OPTIONS FOR PADLOCKS OR KEYED SLAM LOCK FROM THE OUTSIDE.

THIS DOCUMENT CONTAINS PROPRIETARY, TRADE SECRET INFORMATION THAT IS THE PROPERTY OF VERSA STEEL, INC. THE INFORMATION CONTAINED IN THIS DOCUMENT, INCLUDING THE PRINCIPLE OF DESIGN, MAY NOT BE USED OR COPIED, IN WHOLE OR IN PART, WITHOUT THE EXPRESS PRIOR WRITTEN CONSENT OF VERSA STEEL, INC.

VERSA STEEL, INC.
1618 NE FIRST AVENUE
PORTLAND, OREGON 97232
(503)287-9822
FAX (503)-287-7483

DRAWN BY

E. BAILIFF

DATE

2011-01-12

CHECKED BY

APPROVED BY

MATERIAL

ALUMINUM

FINISH

NONE

SHEET TITLE

ROOF HATCH, ALUMINUM, 30 X 54 OPENING

PART NUMBER: VSH-ROOF-A-30-54-GS

PART NUMBER

VSH-ROOF-A-30-54-GS

SUPPLIER

SCALE

1:16

DRAWING NO.

VSH-ROOF-A-30X54

REVISION NO.

A

SHEET NO.

1 OF 4

REV

A

B

C

D

E

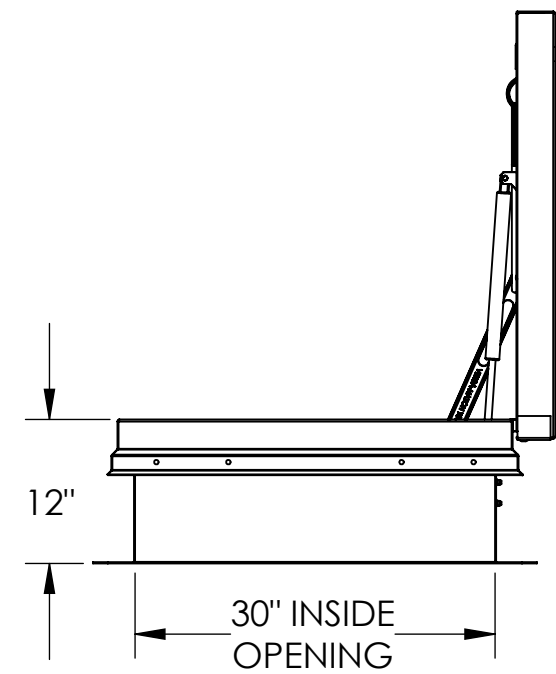
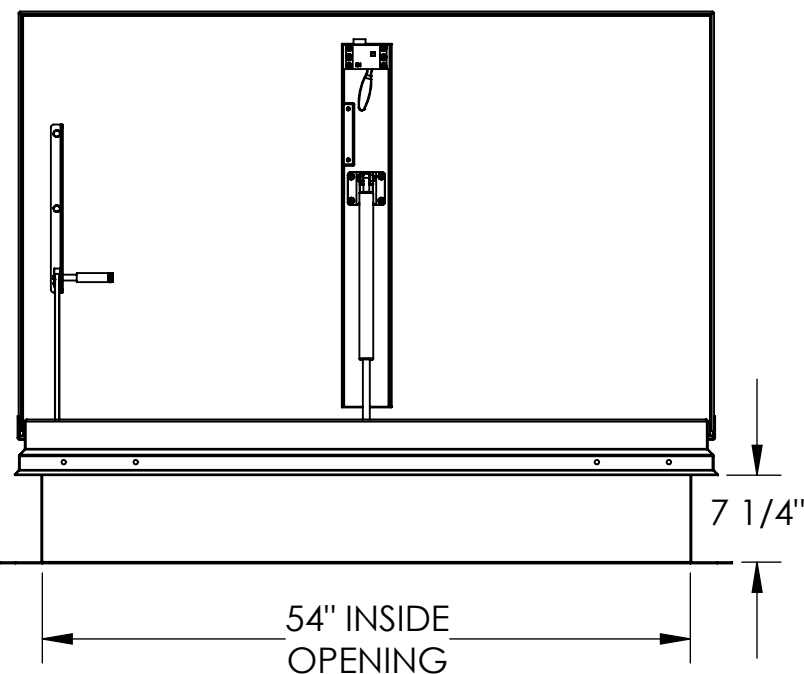
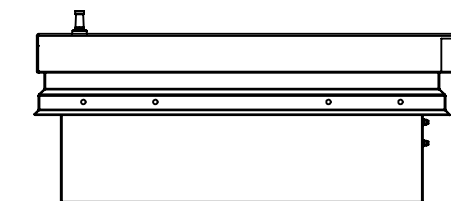
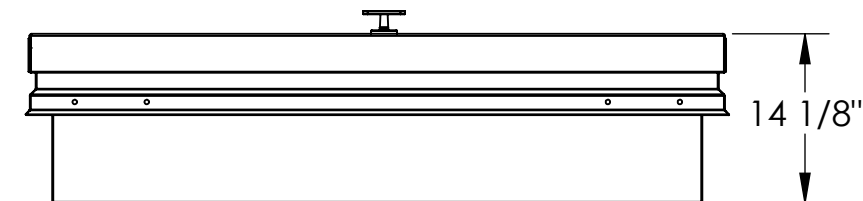
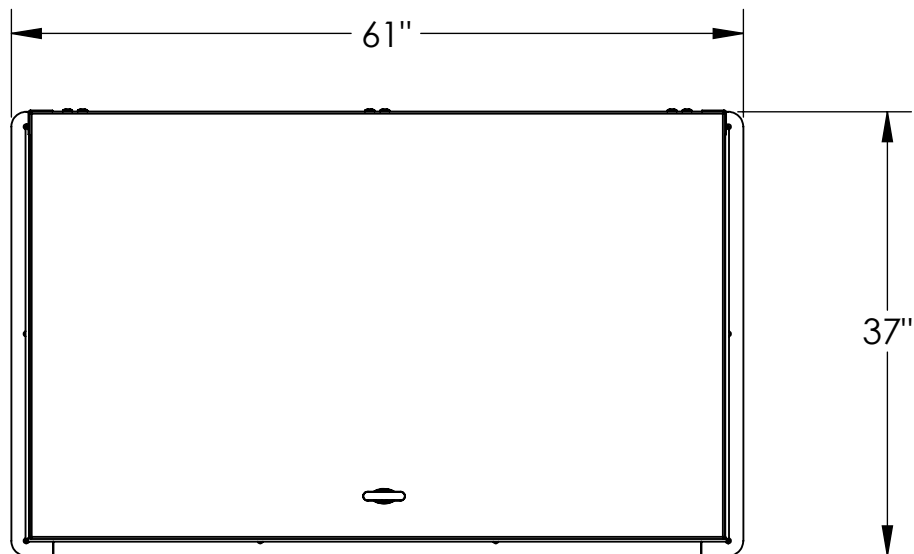
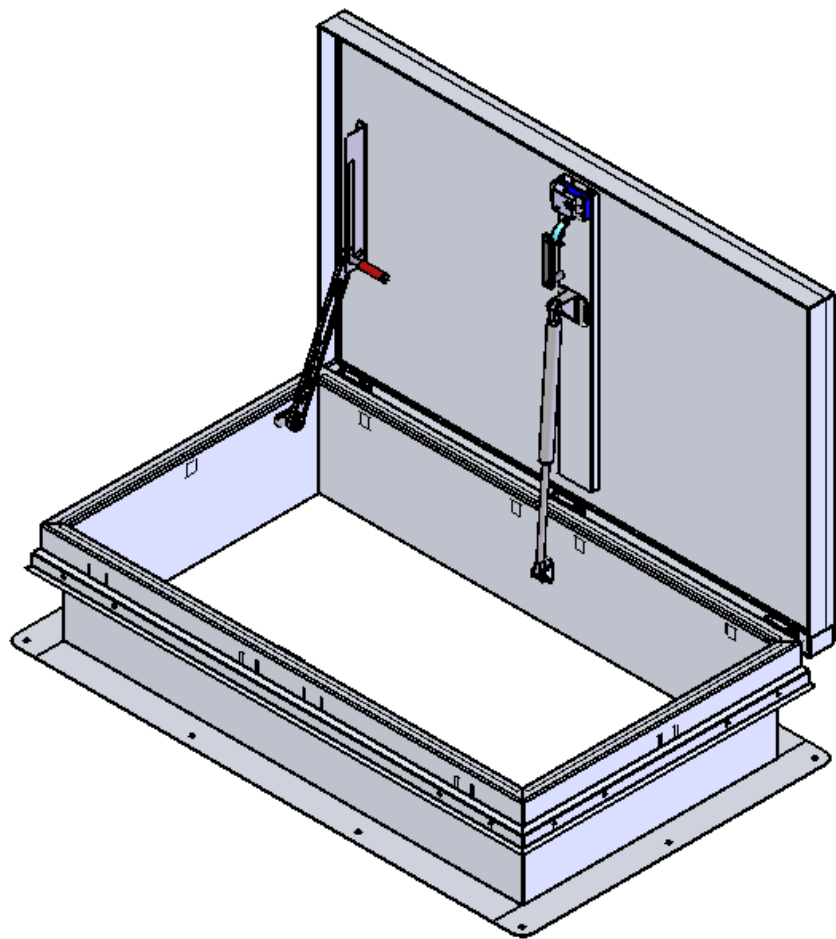
F

G

ISSUED FOR

DATE

BY



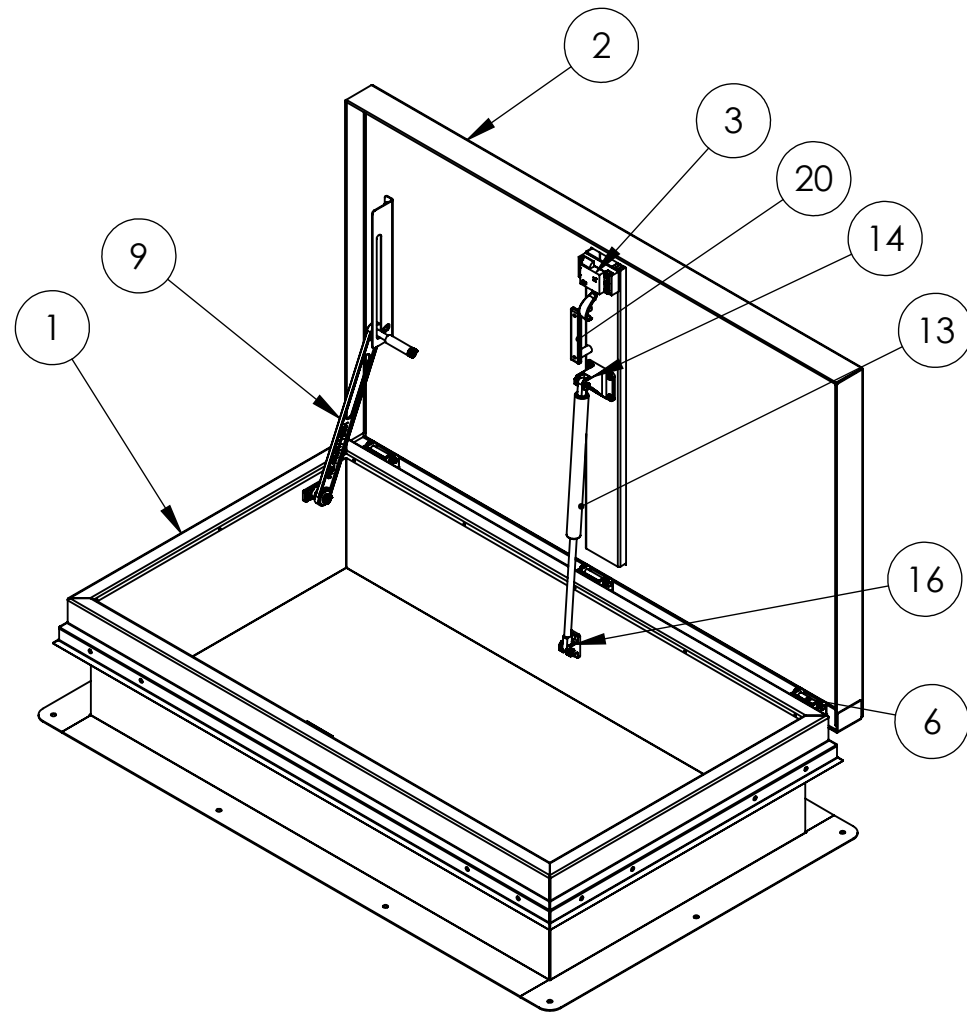
NOTES:
 PN: VSH-ROOF-A-30-54-GS
 DESC: ROOF HATCH, ALUMINUM, 30 X 54 OPENING
 MATRL: ALUMINUM
 EST. WT: 84.39
 FINISH: NONE
 NOTE: ERROR!:note
 CAD FILE: VSH-ROOF-A-30X54

TOLERANCES:
 DIMENSIONS ARE IN INCHES
 TOLERANCES:
 X.XX ± 0.020"
 X.XXX ± 0.005"
 UNLESS NOTED

THIS DOCUMENT CONTAINS PROPRIETARY, TRADE SECRET INFORMATION THAT IS THE PROPERTY OF VERSA STEEL, INC. THE INFORMATION CONTAINED IN THIS DOCUMENT, INCLUDING THE PRINCIPLE OF DESIGN, MAY NOT BE USED OR COPIED, IN WHOLE OR IN PART, WITHOUT THE EXPRESS PRIOR WRITTEN CONSENT OF VERSA STEEL, INC.

MATERIAL	ALUMINUM
FINISH	NONE
SHEET TITLE	ROOF HATCH, ALUMINUM, 30 X 54 OPENING
PART NUMBER	VSH-ROOF-A-30-54-GS
SUPPLIER	
SCALE	1:16
DRAWING NO.	VSH-ROOF-A-30X54
REVISION NO.	A
SHEET NO.	2 OF 4

APPROVED BY			
CHECKED BY			
DATE	2011-01-12		
DRAWN BY	E. BAILIFF		
VERSA STEEL, INC. 1618 NE FIRST AVENUE PORTLAND, OREGON 97232 (503)287-9822 FAX (503)-287-7483			
REV	ISSUED FOR	DATE	BY
G			
F			
E			
D			
C			
B			
A			



ITEM NO.	PART NUMBER	DESCRIPTION	TYPE	qty
1	7000578-30X54	FRAME, HATCH, ROOF	100	1
2	7000579-30X54	LID WELDMENT, ROOF HATCH	100	1
3	1000027	CAB LOCK S55316RSXX07	500	1
4	1000817	LOCK LUG, SLAM LATCH	500	1
5	7000543	PINTLE HINGE ASSEMBY-T316	500	1
6	7000543	PINTLE HINGE ASSEMBY-T316	500	2
7	75-T-S-G	75 TEE HANDLE, STAINLESS, WITH GASKET	500	1
8	1000853-6	MOUNT, GAS SPRING, 3/8-16 X .875	500	1
9	1000524-24	LINK BAR, 24	500	1
10	GFI-0809-08	FLANGED BEARING	500	1
11	1000976	DOOR LOCK ANGLE	111	1
12	1000060	SHOULDER SCREW 1/2"OD X 3/8-16 UNC X 4" LG	500	1
13	1165-10-100	STAINLESS STEEL GAS SPRINGS, 10" STROKE, 100 LBS	400	1
14	1000973	CAST MOUNT, GAS SPRING	500	1
15	9446K71	LOCK BAR COVERING, GP PVC TUBING, RED	500	1
16	1000977	MOUNT, GAS SPRING, HUCK	500	1
17	1000978	SPACER, LID	543	1
18	1000656	Shoulder Bolt 1/2x5/8	500	1
19	1000756	Clevis Pin 3/8x1.25	500	2
20	handle	HANDLE, 10995A19	400	1
21	1000844-08	WASHER, 1/2" ID X .06", NYLON	450	1
22	1000793-05	SPRING LOCK WASHER, 5/16", 316	450	3
23	1000787-05-12			3
24	1000805-04	WASHER, EXTERNAL STAR, 1/4", 316	450	10
25	1000798-04-16	BUTTON HEAD, SOCKET, 1/4-20 X 1.00, 316	450	4
26	VS-37	.375 Dia External, single turn, spiral retaining ring-T316	400	2
27	HUCK-C6L-12-6	LOCK BOLT, C6L, SIZE 12, 6 GRIP RANGE, HUCK	500	6
28	HUCK-3LC-2CU-12	HUCK LOCKING COLLAR, 3LC, 3/8", STAINLESS	500	6
29	PEM CLS-0616-1 ---N	SELF CLINCHING NUT, 3/8-16, STAINLESS	450	6
30	1000798-06-12	BUTTON HEAD, SOCKET, 3/8-16 X 3/4". 316	450	6
31	3LC-2CU8	HUCK FLANGE LOCKING COLLAR, 3LC, 1/4", STAINLESS	500	4
32	C6LB-U8-7	LOCK BOLT, C6L, 1/4",3/8-1/2" GRIP RANGE, HUCK	500	4
33	1000802	TEE NUT PLATE, 1/4-20	500	2
34	1000798-04-08	BUTTON HEAD, SOCKET, 1/4-20 X .50, 316	450	6

NOTES:
 PN: VSH-ROOF-A-30-54-GS
 DESC: ROOF HATCH, ALUMINUM, 30 X 54 OPENING
 MATRL: ALUMINUM
 EST. WT: 84.39
 FINISH: NONE
 NOTE: ERROR!:note
 CAD FILE: VSH-ROOF-A-30X54

TOLERANCES:

DIMENSIONS ARE IN INCHES
 TOLERANCES:
 X.XX ± 0.020"
 X.XXX ± 0.005"
 UNLESS NOTED

THIS DOCUMENT CONTAINS PROPRIETARY, TRADE SECRET, INFORMATION THAT IS THE PROPERTY OF VERSA STEEL, INC. THE INFORMATION CONTAINED IN THIS DOCUMENT, INCLUDING THE PRINCIPLE OF DESIGN, MAY NOT BE USED OR COPIED, IN WHOLE OR IN PART, WITHOUT THE EXPRESS PRIOR WRITTEN CONSENT OF VERSA STEEL, INC.

VERSAS STEEL, INC.
 1618 NE FIRST AVENUE
 PORTLAND, OREGON 97232
 (503)287-9822
 FAX (503)-287-7483

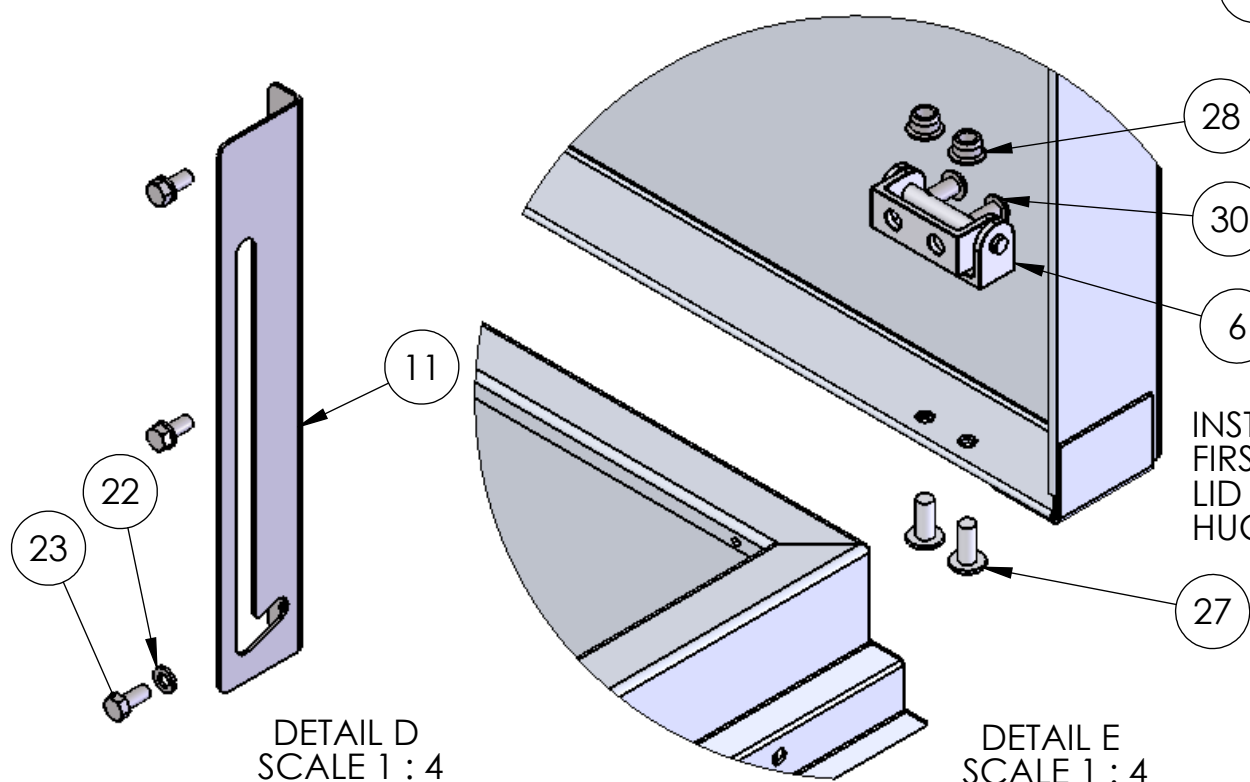
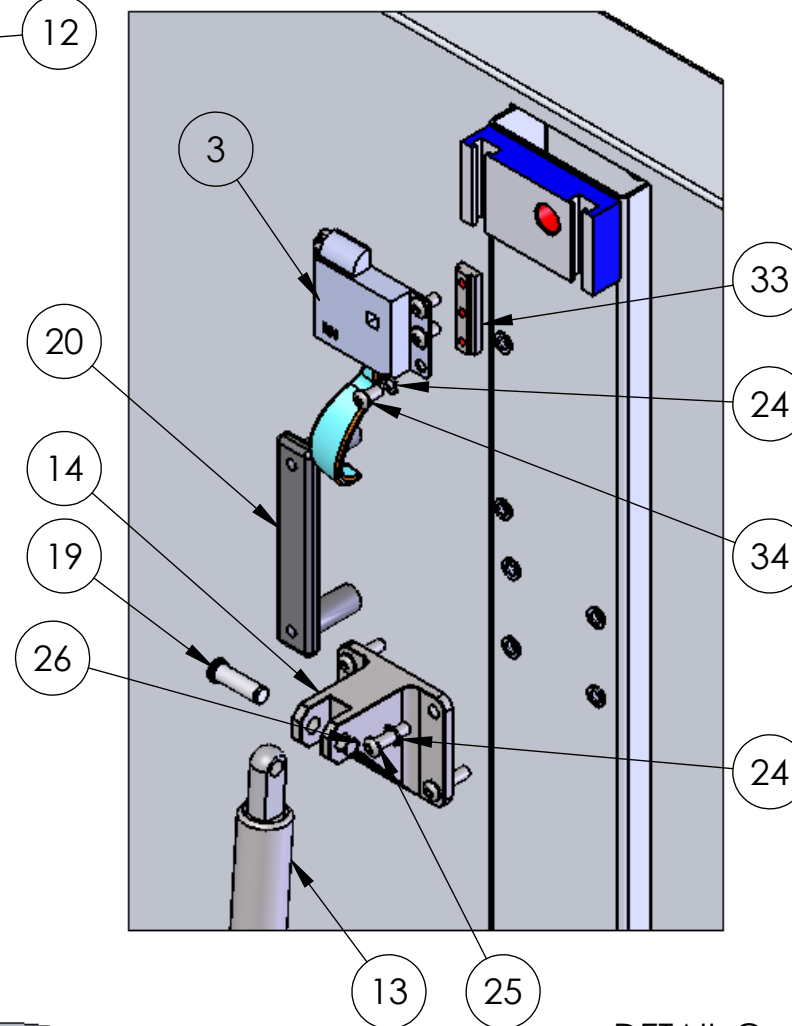
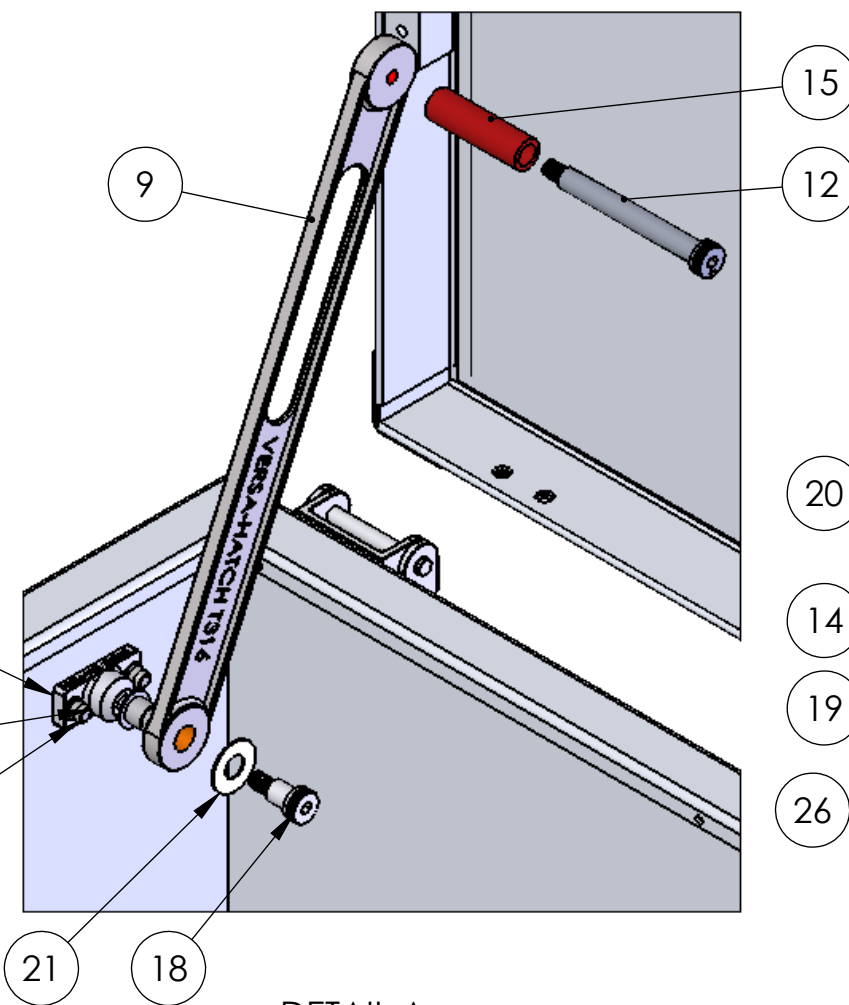
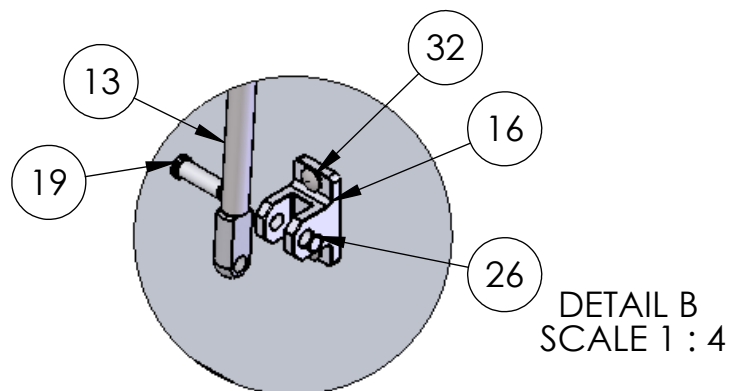
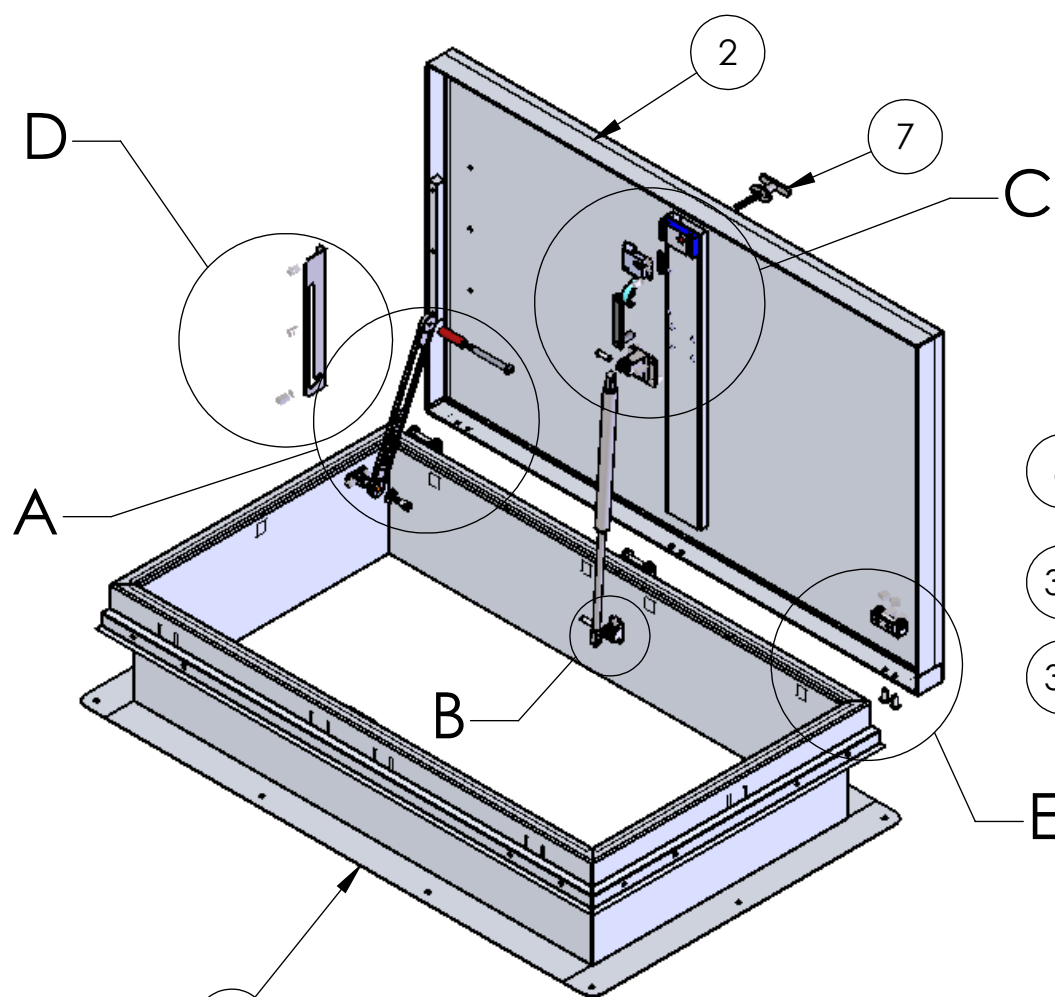
DRAWN BY
 E.BAILIFF
 DATE
 2011-01-12
 CHECKED BY

APPROVED BY

MATERIAL	ALUMINUM
FINISH	NONE
SHEET TITLE	ROOF HATCH, ALUMINUM, 30 X 54 OPENING
PART NUMBER	VSH-ROOF-A-30-54-GS
SUPPLIER	
PART NUMBER	VSH-ROOF-A-30-54-GS
SUPPLIER	

SCALE
 1:16
 DRAWING NO.
 VSH-ROOF-A-30X54
 REVISION NO.
 A
 SHEET NO.
 3 OF 4

REV	A	DATE	BY
REV	B		
REV	C		
REV	D		
REV	E		
REV	F		
REV	G		



INSTALL HINGES TO FRAME FIRST WITH BOLTS, ATTACH LID TO HINGES 2ND WITH HUCK BOLTS.

NOTES:
 PN: VSH-ROOF-A-30-54-GS
 DESC: ROOF HATCH, ALUMINUM, 30 X 54 OPENING
 MATRL: ALUMINUM
 EST. WT: 84.39
 FINISH: NONE
 NOTE: ERROR! :note
 CAD FILE: VSH-ROOF-A-30X54

TOLERANCES:
 DIMENSIONS ARE IN INCHES
 TOLERANCES:
 X.XX ± 0.020"
 X.XXX ± 0.005"
 UNLESS NOTED

THIS DOCUMENT CONTAINS PROPRIETARY, TRADE SECRET INFORMATION THAT IS THE PROPERTY OF VERSA STEEL, INC. THE INFORMATION CONTAINED IN THIS DOCUMENT, INCLUDING THE PRINCIPLE OF DESIGN, MAY NOT BE USED OR COPIED, IN WHOLE OR IN PART, WITHOUT THE EXPRESS WRITTEN CONSENT OF VERSA STEEL, INC.

VERSAL
 G F E D C B A
 REV ISSUED FOR
 DATE BY

VERSAL
 G F E D C B A
 REV ISSUED FOR
 DATE BY

DRAWN BY
 E. BAILIFF
 DATE
 2011-01-12
 CHECKED BY

APPROVED BY

MATERIAL ALUMINUM
 FINISH NONE
 SHEET TITLE ROOF HATCH, ALUMINUM, 30 X 54 OPENING
 PART NUMBER VSH-ROOF-A-30-54-GS
 SUPPLIER

SCALE 1:16
 DRAWING NO. VSH-ROOF-A-30X54
 REVISION NO. A
 SHEET NO. 4 OF 4