

VERSA STEEL SPECIFICATION

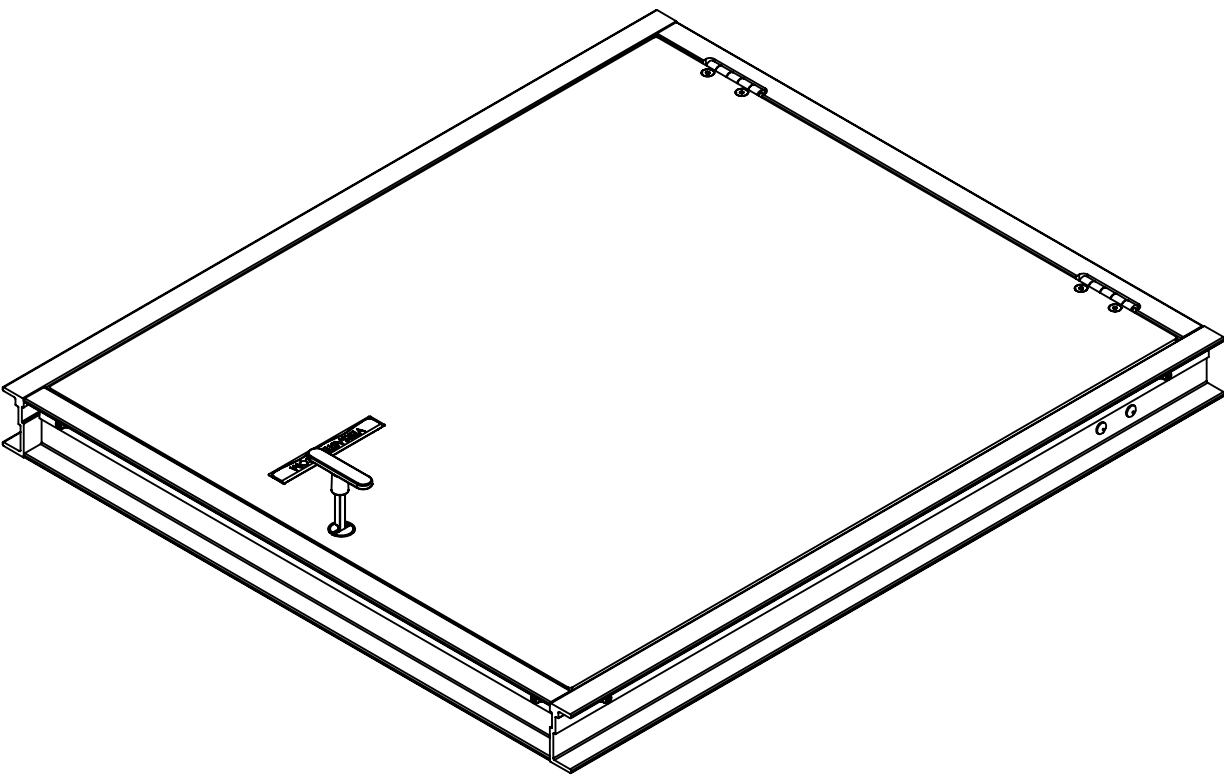
FLOOR AND SIDEWALK H2O
LIGHT TRAFFIC, DUST PROOF

HATCH ASSEMBLY FLUSH, DUST PROOF 30 X 30

Assembly No.:VSH-H20DP-A-30-30-S-GS

ASSEMBLY NO./PART NUMBER KEY:

VSH= VERSA STEEL INC. HATCH
H20DP = FLUSH H2O RATED, CAST IN NON-DRAINABLE FRAME
A= ALUMINUM CONSTRUCTION
36-36= SIZE INTERIOR OPENING
S = SINGLE LEAF
GS= GAS SPRING ASSIST

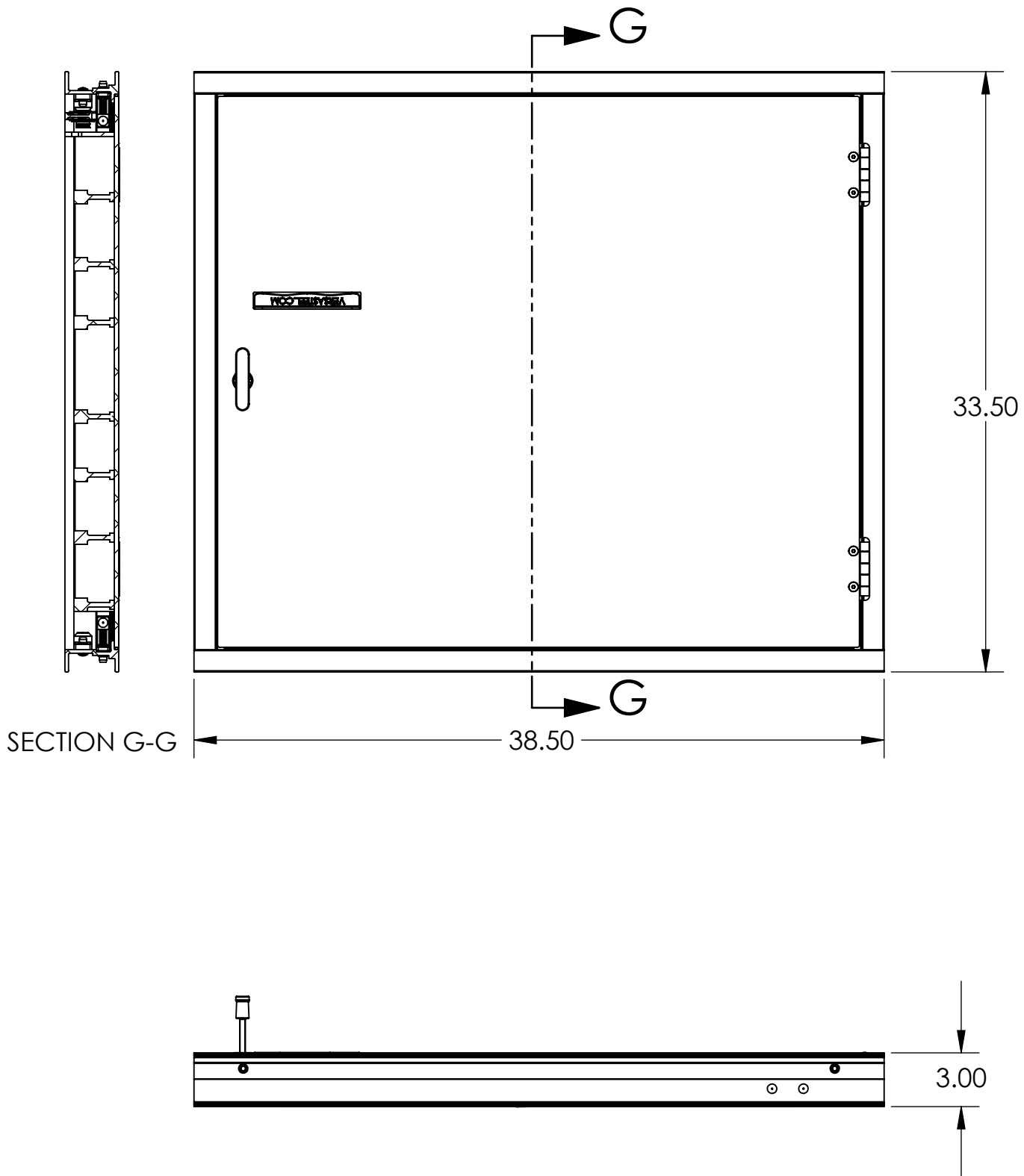


GENERAL SPECIFICATIONS:

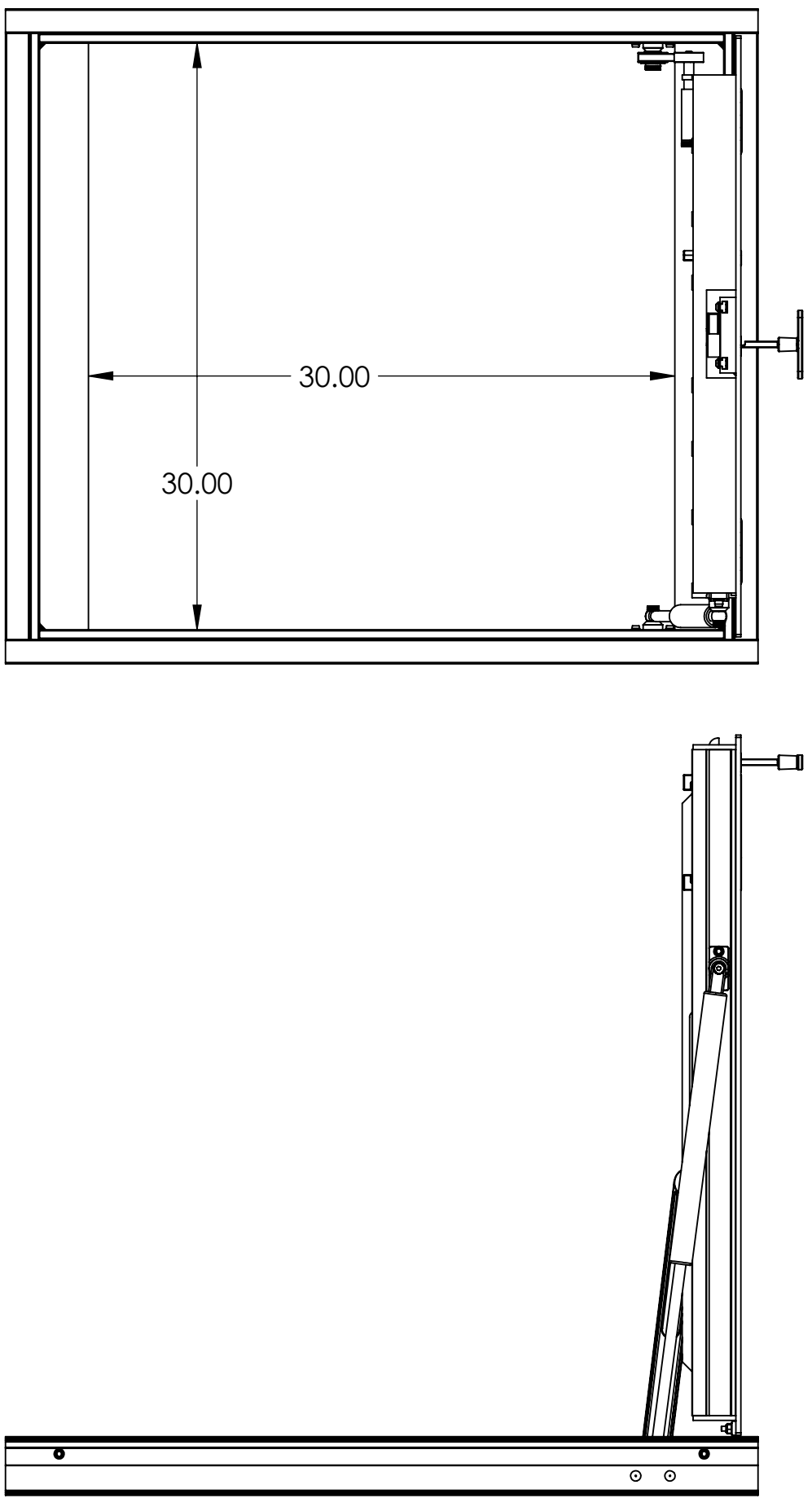
1. UNIT IS DUST PROOF WITH NO SEALS ON LID TO FRAME.
2. LID TOP IS FLUSH TO FRAME. FRAME IS CONTINUOUS EXTRUDED CHANNEL.
3. LID IS HINGED ON SIDE WITH TAMPER PROOF SCREWS.
4. HATCH IS DESIGNED FOR H2O LOAD LIGHT DENSITY TRAFFIC.
5. DESIGNED TO BE CAST IN CONCRETE CURBING AT TOP OF VAULT.
6. LID IS A 1/4" 6061 ALUMINUM TREAD PLATE. OPTIONAL NON-SLIP COATING.
7. ALL FASTENERS AND HARDWARE ARE 316 STAINLESS STEEL.
8. ONE COAT OF BLACK BITUMINOUS PAINT ON THE INSIDE OF FRAME WHERE IT CONTACTS CURBING CONCRETE.
9. NON-DRAINABLE FRAME.
10. LID IS HELD OPEN IN A 90 DEGREE POSITION WITH A LOCK OPEN ARM. ARM IS MANUALLY RELEASED TO CLOSE HATCH.
11. GAS SPRING ASSIST ON DOOR MANUFACTURED FROM 316 STAINLESS AND FILLED WITH FOOD GRADE OIL.
12. STAINLESS FLUSH LIFT HANDLE IS SUPPLIED AND IS FLUSH WHEN NOT IN USE.
13. SLAM LOCK LATCH IS PROVIDED WITH A TAMPER PROOF PLUG INSTALLED IN LID, COMES WITH A TEE HANDLE TO REMOVE PLUG AND ACTUATE SLAM LOCK.

THIS DOCUMENT CONTAINS PROPRIETARY, TRADE SECRET INFORMATION THAT IS THE PROPERTY OF VERSA STEEL, INC. THE INFORMATION CONTAINED IN THIS DOCUMENT, INCLUDING THE PRINCIPLE OF DESIGN, MAY NOT BE USED OR COPIED, IN WHOLE OR IN PART, WITHOUT THE EXPRESS PRIOR WRITTEN CONSENT OF VERSA STEEL, INC.

VERSASHEET, INC. 1618 NE FIRST AVENUE PORTLAND, OREGON 97232 (503)287-9822 FAX (503)-287-7483		G F E D C B A		REV ISSUED FOR DATE BY	
DRAWN BY E.BAILIFF		DATE 2010-12-06		CHECKED BY	
APPROVED BY		HATCH ASSEMBLY FLUSH, DUST PROOF 30 X 30		PART NUMBER: VSH-H20DP-A-30-30-S-GS	
MATERIAL		FINISH		SHEET TITLE	
PART NUMBER VSH-H20DP-A-30-30-S-GS		SUPPLIER		SCALE 1:8	
DRAWING NO. VSH-H20DP-A-30-30-S-GS-SI		REVISION NO. A		SHEET NO. 1 OF 2	



NOTES:
PN: VSH-H20DP-A-30-30-S-GS
DESC: HATCH ASSEMBLY FLUSH, DUST PROOF 30 X 30
MATRL:
EST. WT: 62.29
FINISH:
NOTE:
CAD FILE: VSH-H20DP-A-30-30-S-GS-SPEC



THIS DOCUMENT CONTAINS PROPRIETARY, TRADE SECRET INFORMATION THAT IS THE PROPERTY OF VERSA STEEL, INC. THE INFORMATION CONTAINED IN THIS DOCUMENT, INCLUDING THE PRINCIPLE OF DESIGN, MAY NOT BE USED OR COPIED, IN WHOLE OR IN PART, WITHOUT THE EXPRESS PRIOR WRITTEN CONSENT OF VERSA STEEL, INC.

PART NUMBER VSH-H20DP-A-30-30-S-GS		MATERIAL		DRAWN BY E.BAILIFF		VERSAS STEEL, INC. 1618 NE FIRST AVENUE PORTLAND, OREGON 97232 (503)287-9822 FAX (503)-287-7483		G	
SUPPLIER		FINISH		DATE 2010-12-06		F		F	
SCALE 1:8		SHEET TITLE HATCH ASSEMBLY FLUSH, DUST PROOF 30 X 30		CHECKED BY		E		E	
DRAWING NO. VSH-H20DP-A-30-30-S-GS-S		PART NUMBER VSH-H20DP-A-30-30-S-GS		APPROVED BY		D		D	
REVISION NO. A						C		C	
SHEET NO. 2 OF 2						B		B	
						A		A	
						REV		ISSUED FOR	
						DATE		BY	