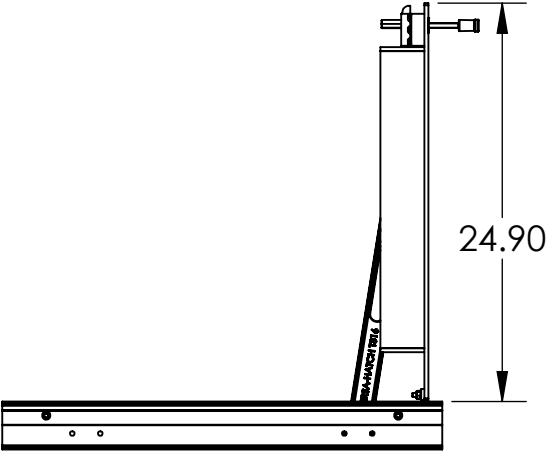
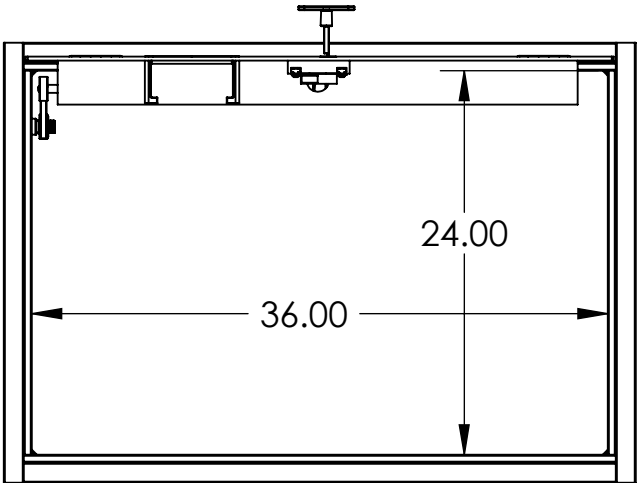
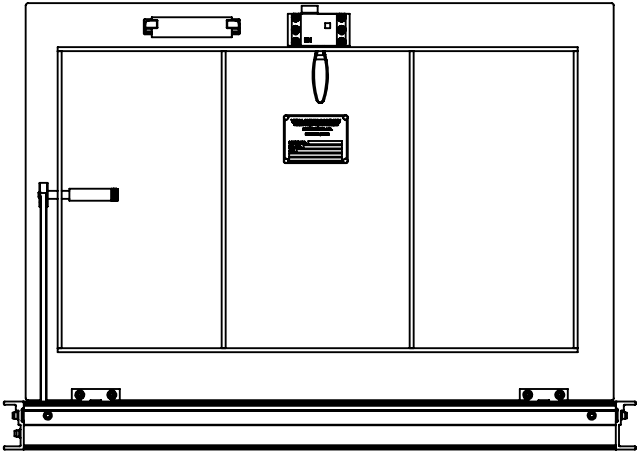
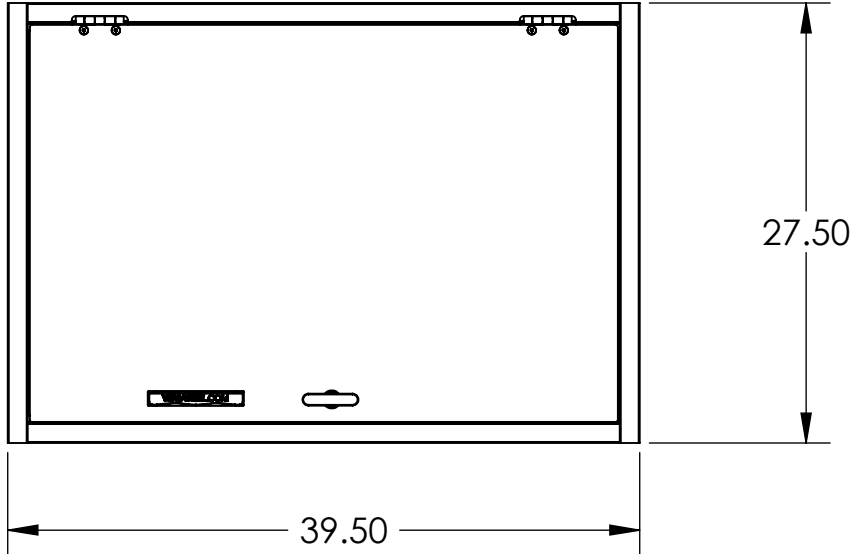
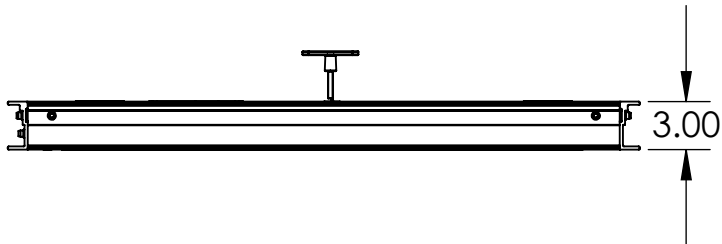




NOTES:  
PN: VSH-300-A-24-36-NS  
DESC: HATCH ASSEMBLY FLUSH, 24 X 36  
MATRL:  
EST. WT: 48.08  
FINISH:  
NOTE: ERROR!:note  
CAD FILE: VSH-300-A-24-36-S-NS-SPEC



THIS DOCUMENT CONTAINS PROPRIETARY, TRADE SECRET INFORMATION THAT IS THE PROPERTY OF VERSA STEEL, INC. THE INFORMATION CONTAINED IN THIS DOCUMENT, INCLUDING THE PRINCIPLE OF DESIGN, MAY NOT BE USED OR COPIED, IN WHOLE OR IN PART, WITHOUT THE EXPRESS PRIOR WRITTEN CONSENT OF VERSA STEEL, INC.

MATERIAL		PART NUMBER		SCALE		DRAWING NO.		REVISION NO.		SHEET NO.		REV		ISSUED FOR		DATE		BY	
FINISH		VSH-300-A-24-36-NS		1:12		VSH-300-A-24-36-S-NS-SPEC		A		2		G							
SHEET TITLE		SUPPLIER		DRAWN BY		DATE		CHECKED BY		APPROVED BY		VERS		A		B		C	
HATCH ASSEMBLY FLUSH, 24 X 36				E.BAILIFF		2010-9-25						1618 NE FIRST AVENUE		F		D		E	
PART NUMBER: VSH-300-A-24-36-NS												(503)287-9822		C		B		A	
												FAX (503)-287-7483		REV		ISSUED FOR		DATE	
														G					